


Rock, Paper, Spock



crushes

eats




Lizard

Poisons

throws





Rock crushes lizard.



Paper covers rock.



Scissors cut paper.



Spock uses scissors.



Lizard poisons Spock.

Paper, Sc ck, Liza

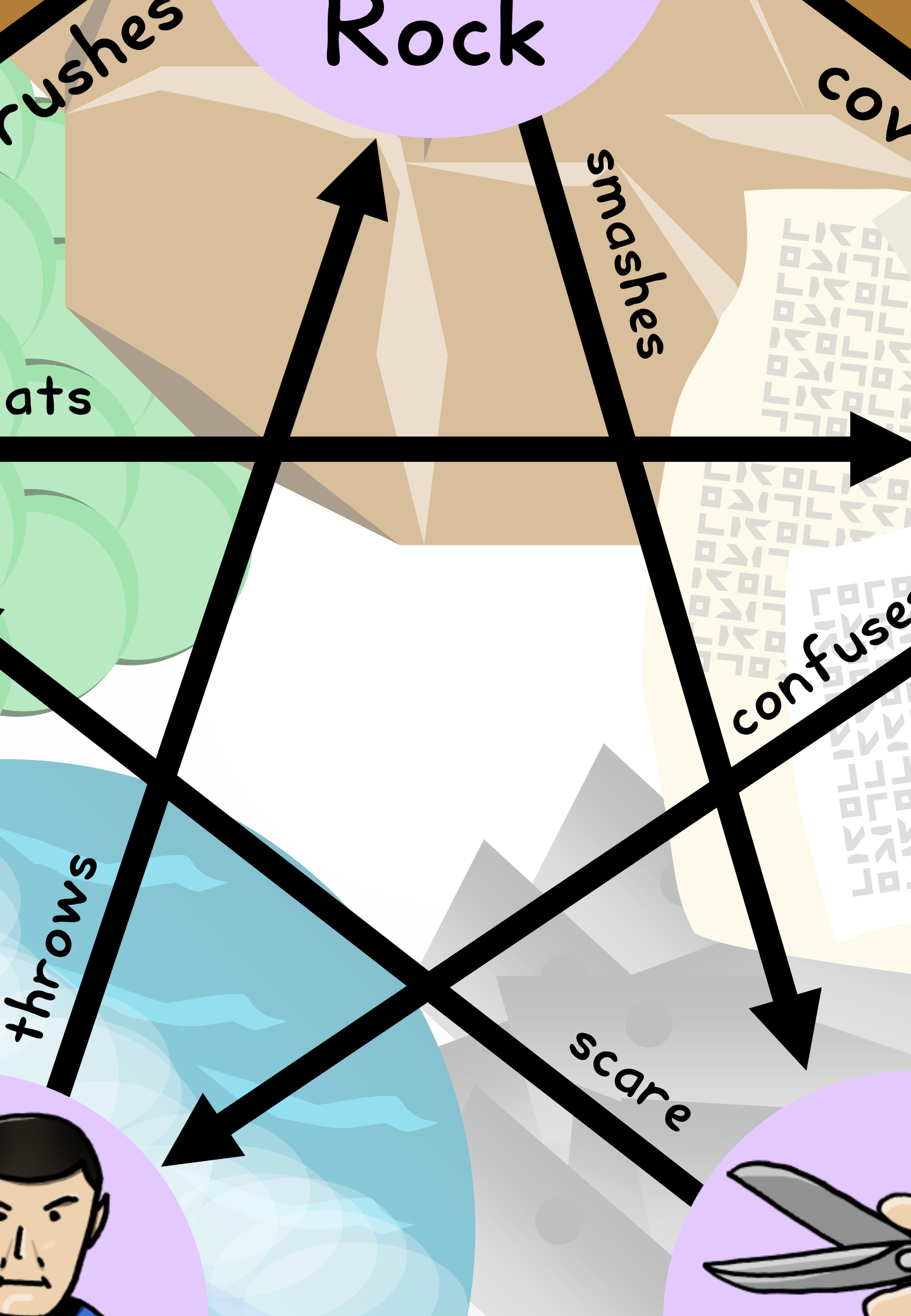


Rock

rushes

cov

smash



Rock

rushes

cov

smashes

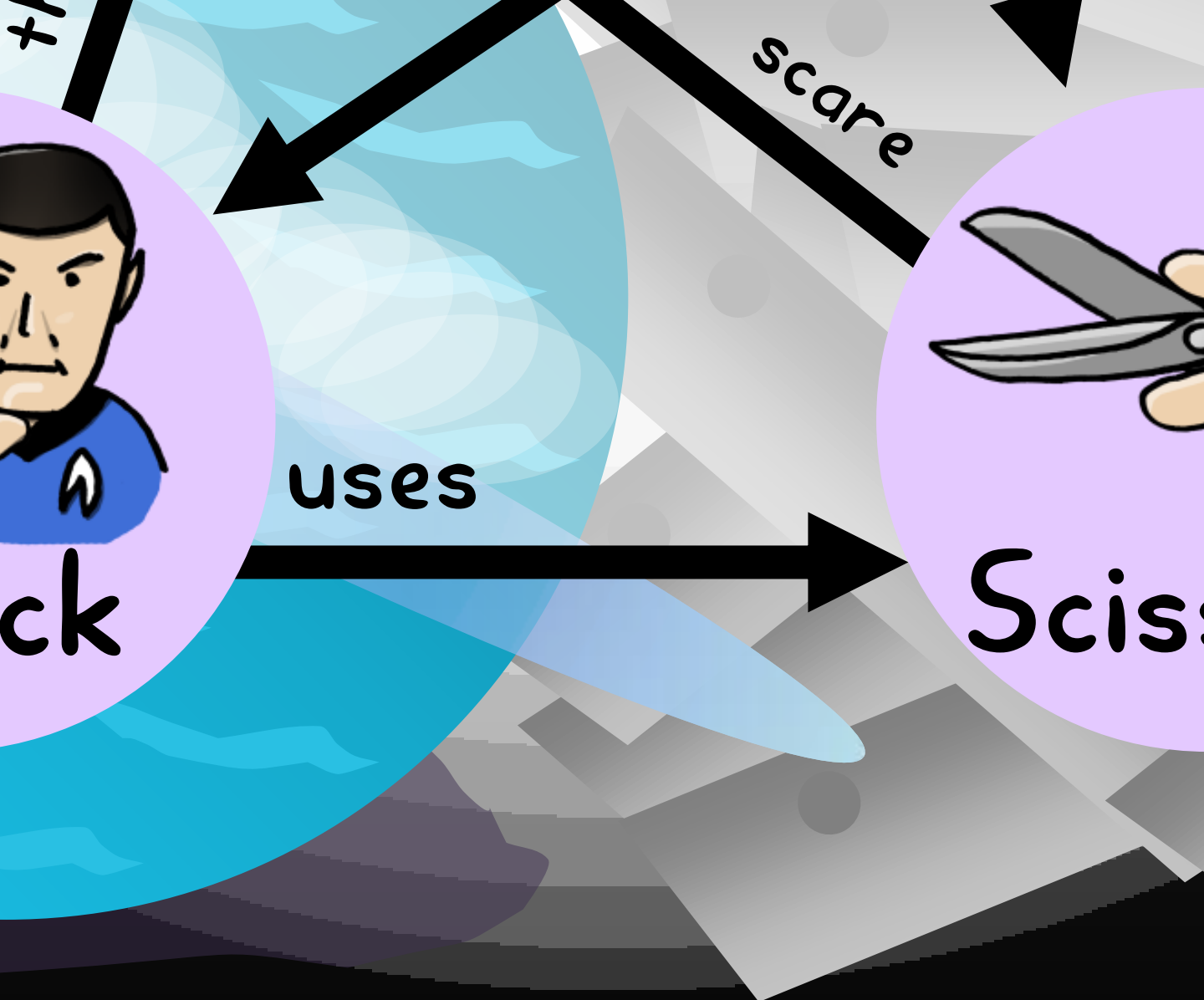
ats

confuses

throws

scare





zard.
 ers rock.
 aper.
 s scissors.
 Spock.

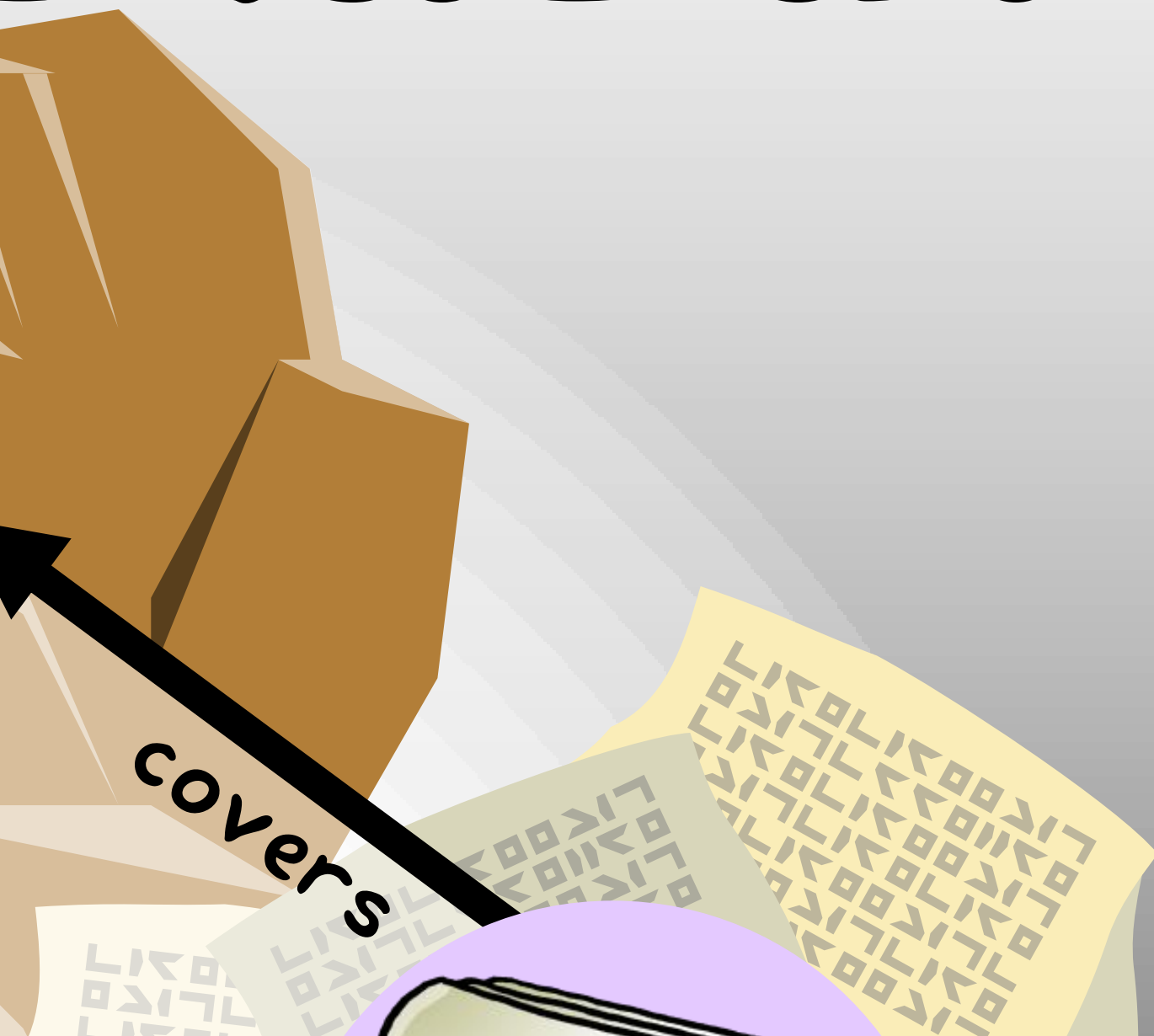
Rock sm
 Paper
 Scissors
 Spo
 Lizard e

$$u(E_N) = F(E) + G(N)$$

$$\Rightarrow \dots$$

$$u(x) = F(x-c) + G(c)$$

Scissors, Lizard!



covers




Paper

confuses

cut





Scissors

Rock smashes scissors.

  Paper confuses Spock.

Scissors scare lizard.

 Spock throws rock.

Lizard eats paper.

"Rock, Paper, Scissors" Adapted Poster (Version 1.0)

This is a poster designed for introducing the game Rock, Paper, Scissors, Spock, Lizard, adapted (with permission) from the original designed by [Sam Kass](#). Spock character is property of its respective copyright holders, and included under Fair Usage.

The variant of the game presented here has a few changes in the calls to remove the words "decapitate" and "disprove" as well as to make all 10 calls unique.

This document is split into two sections:

1. Poster (pp 1-9)
2. Help Document (pp 10-11)

A finished poster using this template will come out a little larger than A2 in size.

This template requires:

- A4 colour printer
- A4 laminator
- Additional male velcro for the back in case you wish to attach it to a carpeted wall (South Korean schools are rather fond of these)
- Tape
- Steel rule
- Stanley knife



This work by [P. Evans](#) is licensed under a [Creative Commons Attribution-NonCommercial-NoDerivs 3.0 Unported License](#).

Game idea is adapted (with permission) from the original by Sam Kass. Spock character is property of its respective copyright holders, and included under Fair Usage. The particular version you have acquired was originally distributed by the author on his own website. Stealing makes pandas cry.

Directions

1. First, print off the panels of the **blank poster**.
2. Arrange the panels of the **blank poster**. Trim the outer edges of the 8 edge panels. Doing so before laminating will prevent peeling along the edges.
3. Laminates the panels of the **blank poster**.
4. Now, carefully arrange the **laminated panels** and trim them to fit, taping them together as you go. It is recommended you work from top to bottom first in columns. For example, take the top left and middle left panel. Now, trim the lower edge of the top left panel only. Once trimmed, line this up carefully with the middle left panel and temporarily tape them together. Now, run the knife over this seam once more such that the two panels are cut in precisely the same place. If done correctly, any mistakes you make whilst cutting will ultimately form a jigsaw fit. Now, tape the pair of panels together. Do the same with the middle left and lower left. Repeat with the other two columns, and then connect the three columns in much the same way.
5. Finally, stick any extra **spare male velcro** on the rear of the poster if you have carpeted walls. It is recommended that you place these over the joints to strengthen them.



This work by [P. Evans](#) is licensed under a [Creative Commons Attribution-NonCommercial-NoDerivs 3.0 Unported License](#).

Game idea is adapted (with permission) from the original by Sam Kass. Spock character is property of its respective copyright holders, and included under Fair Usage. The particular version you have acquired was originally distributed by the author on his own website. Stealing makes pandas cry.